




SPEC SHEET

35 in. Commercial Two Sliding Door Back Bar Refrigerator in Black, 8.4 Cu. Ft.


Model: BC-2DSL-BK

FEATURES

- **Spacious Storage:** The spacious 8.4 Cu. Ft. design provides you ample storage ensuring you can easily meet high-demand scenarios.
- **Glass Door Design:** Features double-pane glass doors for superior insulation and a space-saving sliding door design that allows easy access in tight bar areas.
- **External Digital Temperature Controls:** Easily monitor and adjust the temperature (36-46 F) with the external digital display.
- **Efficient Auto Defrost:** Features an automatic defrost function that reduces the need for manual defrosting, ensuring minimal disruption.
- **Easy Maintenance:** This cooler is easy to maintain with a self evaporating water pan and two half-inch adjustable feet for height flexibility.
- **Premium Steel Design:** Built with a steel exterior and aluminum interior, this cooler is engineered to withstand the rigors of daily commercial use.
- **Adjustable and Durable Shelving:** This unit features four adjustable shelves crafted from coated steel wire, each capable of supporting up to 66 lbs.
- **Bright Lighting:** A bright LED light with an independent switch ensures your items are well-lit and visible.
- **Secure Key Lock:** Prevents unauthorized access and protects valuable inventory with a reliable key lock mechanism.
- **Certified & Warranted:** ETL certified with a 1-year parts and labor warranty for reliable performance and support.



CLOSE UP IMAGES



Technical Specs

Dimensions & Weight

| | |
|----------------------------------|--------------|
| Height | 35.4 in. |
| Width | 20.4 in. |
| Length | 35.4 in. |
| Weight | 121 lbs. |
| Interior Height | 30 in. |
| Interior Width | 32.2 in. |
| Interior Depth | 16.1 in. |
| Depth Excluding Handles | 19.69 in. |
| Depth Including Handles | 20.47 in. |
| Depth Less Door | 17.72 in. |
| Depth With Door Open 90 Degrees | 30.06 in. |
| Minimum Back Air Clearance (in.) | 3.94 in. |
| Minimum Side Air Clearance (in.) | Not Required |

Electric & Certifications

| | |
|------------------------------|--------------------------------------|
| Voltage | 115 |
| Wattage | 151.8 |
| Hertz | 60 |
| Amps | 1.32 |
| Phase | 1 |
| Plug Type | NEMA 5-15P |
| Power Cord Length | 110 in. |
| Energy Consumption | 996 KHW/year |
| Power Cord Included | Yes |
| Electrical Installation Type | Plug-In |
| Certifications | ETL Listed for Safety and Sanitation |

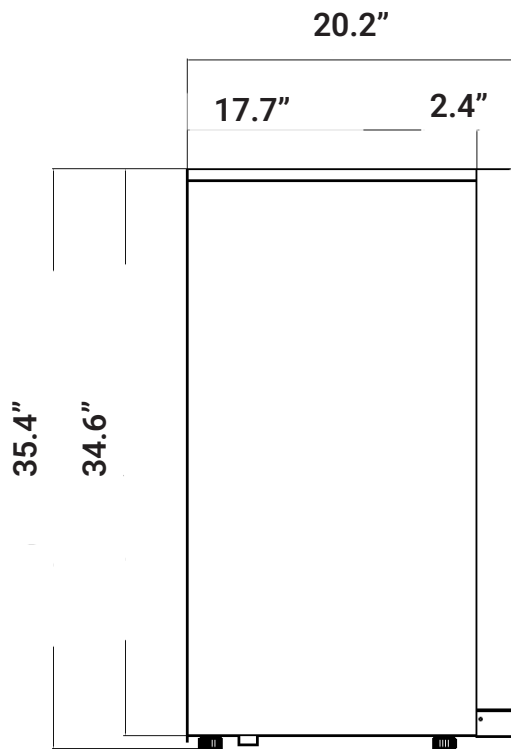
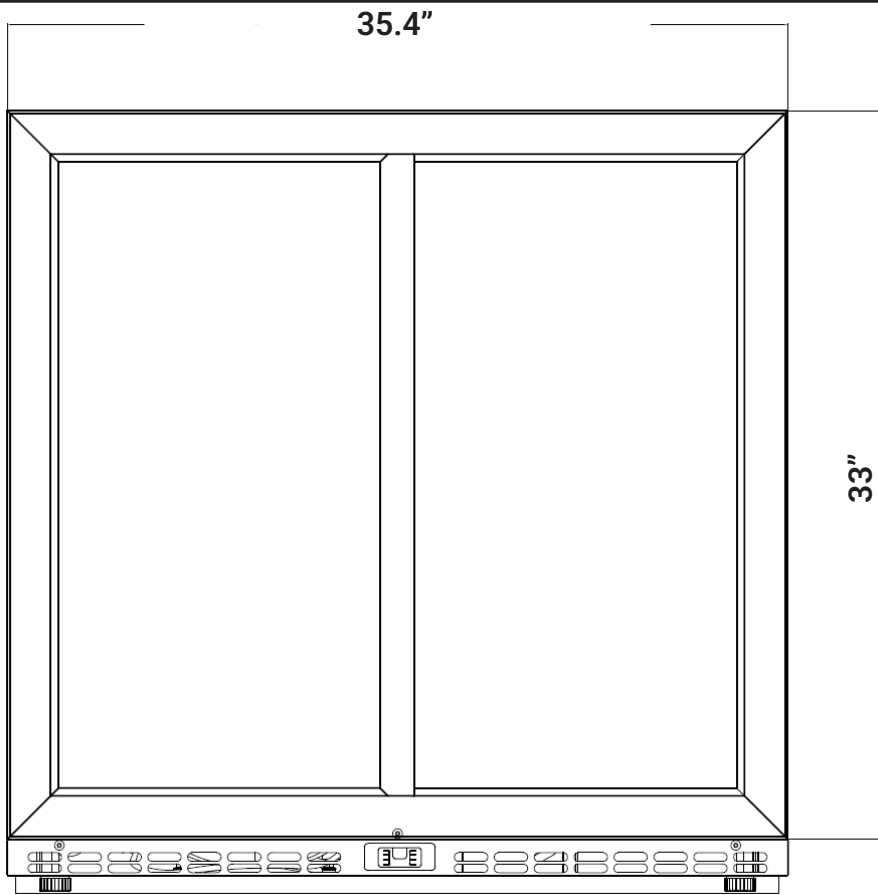
Capacity

| | |
|---------------------------|---------|
| Gross Cubic Feet | 8.4 |
| Net Cubic Feet | 7.35 |
| Number of Shelves | 4 |
| Individual Shelf Capacity | 66 lbs. |

Features & Materials

| | |
|----------------------------|---------------------------|
| Temperature Range | 36-46 F |
| Ambient Temperature Range | 86 F |
| Defrost Type | Automatic |
| Cooling Unit Type | Automatic |
| Refrigerant Type | R-600a |
| Horsepower | 0.09 |
| Number of Doors | 2 |
| Door Handle | Integrated |
| Door Material | Galvanized Steel |
| Door Handle Color | Black |
| Shelves Adjustable | Yes |
| Door Style | Sliding door |
| Reversible Doors | No |
| Shelf Material Type | Plastic Coated Steel Wire |
| Shelf Color | Silver |
| Interior Lights | Yes |
| Interior Lights Type | LED |
| Interior Lights Brightness | 7 W |
| Light Control | Switch |
| Control Type | Digital |
| Casters | No |
| Safety Lock | Yes |
| Noise | 53 db |
| Legs Adjustable | Two, up to half inch |
| Interior Material | Aluminum |
| Exterior Material | Galvanized Steel |
| Color | Black |
| Compressor Location | Rear |
| Glass Type | Tempered |

Plan View



718-576-6342
info@koolmore.com