




SPEC SHEET

53 in. Commercial Three Sliding Door Back Bar Refrigerator in Black, 13 Cu. Ft.


Model: BC-3DSL-BK

FEATURES

- **Spacious Storage:** The spacious 13 Cu. Ft. design provides you ample storage ensuring you can easily meet high-demand scenarios.
- **Glass Door Design:** Features double-pane glass doors for superior insulation and a space-saving sliding door design that allows easy access in tight bar areas.
- **External Digital Temperature Controls:** Easily monitor and adjust the temperature (36-46 F) with the external digital display.
- **Efficient Auto Defrost:** Features an automatic defrost function that reduces the need for manual defrosting, ensuring minimal disruption.
- **Easy Maintenance:** This cooler is easy to maintain with a self evaporating water pan and two half-inch adjustable feet for height flexibility.
- **Premium Steel Design:** Built with a steel exterior and aluminum interior, this cooler is engineered to withstand the rigors of daily commercial use.
- **Adjustable and Durable Shelving:** This unit features six adjustable shelves crafted from coated steel wire, each capable of supporting up to 66 lbs.
- **Bright Lighting:** A bright LED light with an independent switch ensures your items are well-lit and visible.
- **Secure Key Lock:** Prevents unauthorized access and protects valuable inventory with a reliable key lock mechanism.
- **Certified & Warranted:** ETL certified with a 1-year parts and labor warranty for reliable performance and support.



CLOSE UP IMAGES



Technical Specs

Dimensions & Weight

Height	35.4 in.
Width	20.4 in.
Length	53.1 in.
Weight	154 lbs.
Interior Height	30 in.
Interior Width	50 in.
Interior Depth	16.1 in.
Depth Excluding Handles	19.69 in.
Depth Including Handles	20.47 in.
Depth Less Door	17.72 in.
Depth With Door Open 90 Degrees	30.06 in.
Minimum Back Air Clearance (in.)	3.94 in.
Minimum Side Air Clearance (in.)	Not Required

Electric & Certifications

Voltage	115
Wattage	192
Hertz	60
Amps	1.67
Phase	1
Plug Type	NEMA 5-15P
Power Cord Length	110 in.
Energy Consumption	1405 KHW/year
Power Cord Included	Yes
Electrical Installation Type	Plug-In
Certifications	ETL Listed for Safety and Sanitation

Capacity


Gross Cubic Feet	13.03
Net Cubic Feet	11.3
Number of Shelves	6
Individual Shelf Capacity	66 lbs.

Features & Materials

Temperature Range	36-46 F
Ambient Temperature Range	86 F
Defrost Type	Automatic
Cooling Unit Type	Automatic
Refrigerant Type	R-600a
Horsepower	0.14
Number of Doors	3
Door Handle	Integrated
Door Material	Galvanized Steel
Door Handle Color	Black
Shelves Adjustable	Yes
Door Style	Sliding door
Reversible Doors	No
Shelf Material Type	Plastic Coated Steel Wire
Shelf Color	Silver
Interior Lights	Yes
Interior Lights Type	LED
Interior Lights Brightness	7 W
Light Control	Switch
Control Type	Digital
Casters	No
Safety Lock	Yes
Noise	53 db
Legs Adjustable	Two, up to half inch
Interior Material	Aluminum
Exterior Material	Galvanized Steel
Color	Black
Compressor Location	Rear
Glass Type	Tempered

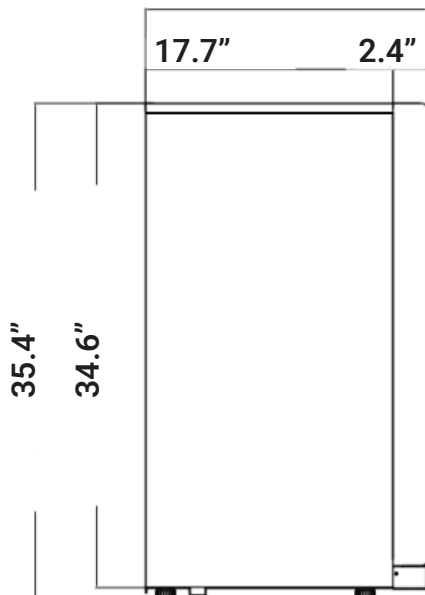
Plan View

53.15"



33"

20.2"



35.4"

34.6"

17.7"

2.4"

CERTIFICATIONS



718-576-6342
info@koolmore.com