




INSTALLATION MANUAL

WALL CABINET

Commercial Stainless Steel Wall Cabinet With Hinged Doors

MODELS:

KM-WMC-1524, KM-WMC-1536, KM-WMC-1548, KM-WMC-1560



***Unit must be kept
clear of combustibles at all times.***

*For any service-related Issues, please contact
us: Phone Number: 718-576-6342
Email address: support@koolmore.com*

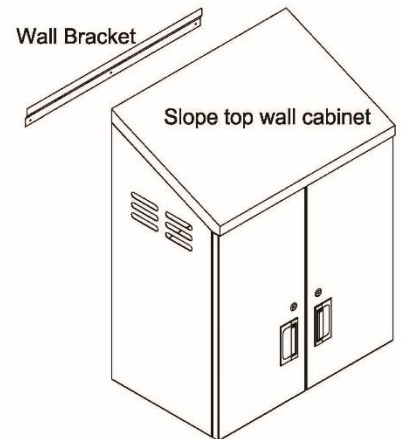
1

To hang the wall cabinet, place the wall bracket on the wall where you desire.

Mark the positions where the 8mm diameter holes need to be drilled.

Using a drill bit, drill holes at the marked positions.

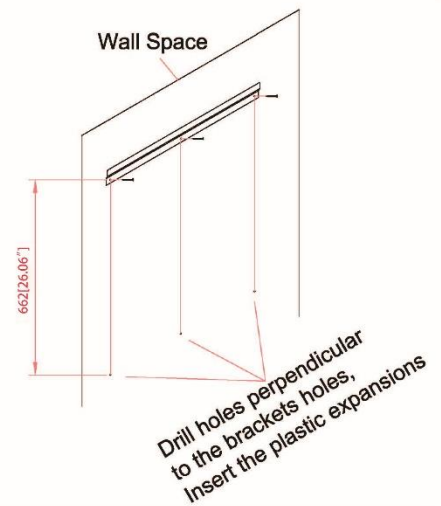
Then insert the plastic expansions and screw in the self-tapping screws.



2

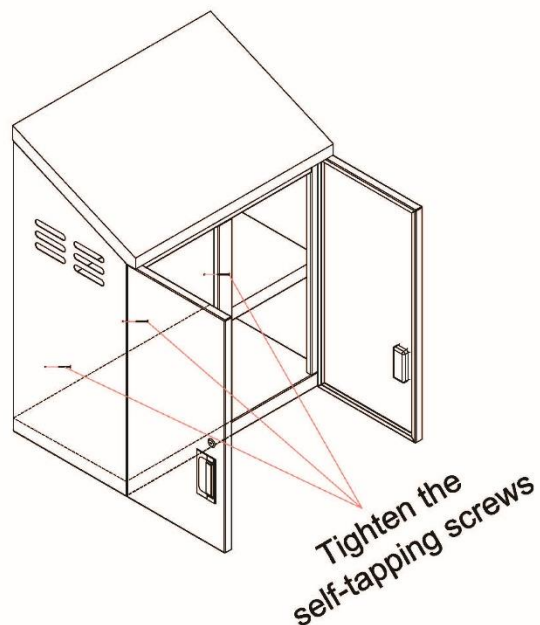
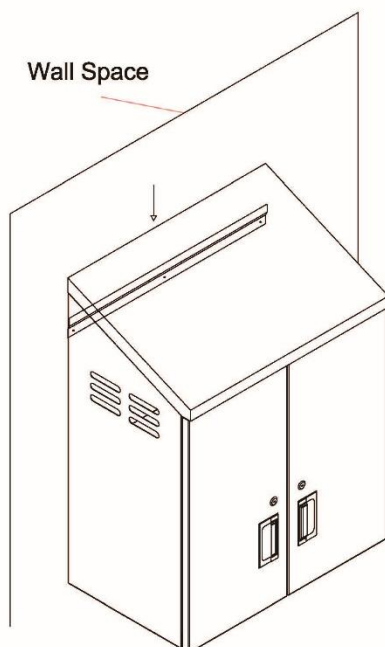
The holes at the bottom must be perpendicular to the holes on the wall bracket, with a vertical distance of 708mm.

Mark the bottom holes, drill them, and insert the plastic expansions.



3

To complete the installation, Hang the wall cabinet on the wall bracket. Open the doors and tighten the self-tapping screws on the bottom holes. The installation is now completed.





WARRANTY

Limited Service Warranty **Valid only in the United States**

1 Year Parts and Labor Warranty

Unless otherwise stated, Koolmore Supply Inc. warrants to the original purchaser of new Koolmore product, that such equipment will be free from defects in material and workmanship for a period of 1 year from the date of delivery. Valid only in the Continental United States.

Coverage Limitations

The 1 year parts and labor warranty do not cover:

Failure to install and/or use the equipment within proper operating conditions specified by Koolmore. This includes but is not limited to residential, outdoor, or mobile applications.

Any adjustments necessitated by improper operating conditions.

Damage caused by improper electrical connection, power failure, or generators.

Failure to properly maintain the unit including all preventive maintenance and cleaning. Equipment sold or used outside of United States, equipment purchased second-hand, equipment sold by an unauthorized reseller, and equipment expressly sold without warranty coverage.

Equipment without a valid serial number and proof of purchase, or other way to verify warranty coverage.

Equipment that has not been used appropriately or was subject to misuse, neglect, abuse, accident, alteration, negligence, damage during transit, delivery or installation, fire, flood, or an act of God.

Equipment that has been altered, modified, or repaired by anyone other than an authorized service agency outside of preventative maintenance and cleaning.

Parts deemed by Koolmore to be normal wear and tear parts, including hoses and select plastic or rubber components.

For Warranty Inquiries or Service:

This warranty is only valid on equipment purchased from an authorized dealer.

Locate the model number.

Next, call 1-718-576-6342. You must have the model number when contacting service technicians.

Failure to contact Koolmore prior to obtaining equipment service may void your warrant.

