

## KoolMore Reserve 30 in. Stainless Steel Built-in Convection Microwave Oven with Speed and Sensor Cooking, 1.6 Cu. Ft. in Black


Model: KM-CWO30-BSS

### FEATURES

- KoolMore Reserve Collection: Premium built-in convection microwave with luxury design and advanced technology.
- Stainless-Steel Finish: Modern stainless steel with tempered glass door, galvanized, and 430 stainless-steel build for durability.
- Dual Power: 1000W microwave and 1700W convection for roasting, broiling, air frying, and baking.
- Sensor Cooking: Automatically adjusts time/power based on food type and steam for optimal results.
- Flexible Power: 10 microwave power levels for precise control across various cooking needs.
- Auto Defrost: Thaws food evenly by time or weight, preserving texture.
- Convection Versatility: Air fry, bake, roast, preheat, and broil functions for diverse meal prep.
- Safety Features: Child safety lock and cooling fan for safe operation.
- Certified & Covered: UL-certified with 1-year manufacturer's parts and labor coverage.



### CLOSE UP IMAGES



# Technical Specs

## Dimensions

Length	29.84
Width	25.43
Height	19.13
Interior Width	16.54
Interior Depth	16.54
Interior Height	9.84
Depth Including Handles	24.72
Depth Excluding Handles	22.4
Depth With Door Open 90 Degrees	35.43
Cut Out Front To Back Depth In	24.19
Cut Out Left To Right Width In	28.5
Cut Out Height In	19.19

## Capacity

Gross Cubic Feet	1.6
Net Cubic Feet	0.8

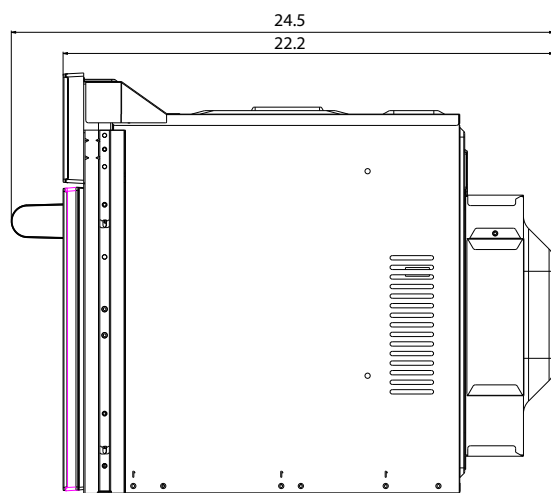
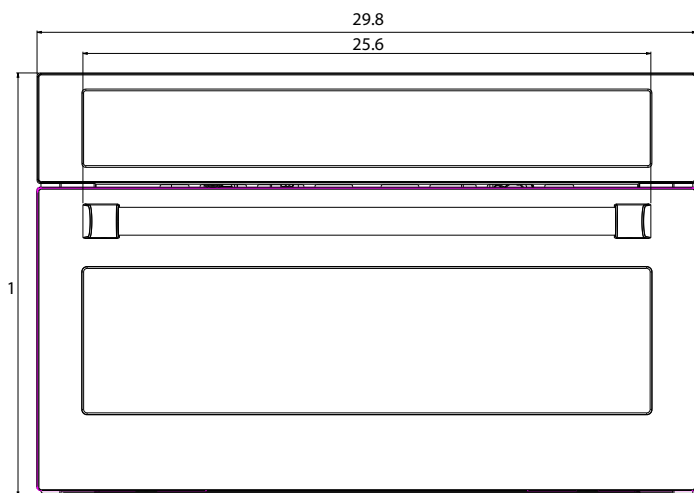
## Features & Materials

Installation Type	Built-in
Turntable Diameter Inch	14.17
Control Type	Digital
Control Location	Top of Front Panel
Heating Source	Electric
Temperature Range	100-450 F
Door Material	Plastic, Glass and Steel
Door Style	Vertical Downward Swing
Hinge Location	Bottom Right and Left
Exhaust Vent Location	Front of unit
Interior Lights	LED
Interior Lights Location	Top of Cavity
Exterior Material	Galvanized and 430 Stainless-Steel
Glass Type	Tempered
Interior Material	Stainless-Steel
Color Finish	Black
Feature One	1000W microwave power out
Feature Two	1700W Convection Power
Feature Three	Sensor cooking
Feature Four	Auto menu
Feature Five	Safety Lock
Feature Six	One Touch Function
Feature Seven	Touch Control Panel

## Electric & Certifications

Amps	15
Hertz	60
Phase	1
Voltage	120
Wattage	1750
Plug Type	NEMA 5-20P
Power Cord Length	39.4
Certifications	UL Certified for Safety

# Plan View



## CERTIFICATIONS

