



SPEC SHEET

2.3 Cu. Ft. Slim Dry Bakery Display Case with Black Aluminum Accents


Model: KM-DC-24SBK

FEATURES

- **Expanded 2.3 Cu. Ft. Capacity in a Slim Profile:** Offers increased display space with a longer 47" design, allowing you to showcase more products while maintaining a narrow, countertop-friendly footprint.
- **Clear Tempered Glass for Maximum Product Visibility:** Durable tempered glass panels on all sides provide a full, unobstructed view of contents, helping attract customers and enhance product presentation.
- **Dual Sliding Rear Doors for Efficient Access:** Smooth rear sliding doors allow quick restocking and easy serving without interrupting the front display, ideal for busy commercial environments.
- **Modern Black Aluminum Accents for a Professional Look:** Sleek black trim adds a clean, upscale appearance that fits seamlessly into bakeries, cafés, and retail counters.
- **Durable Commercial-Grade Construction:** Built with tempered glass and stainless-steel materials to withstand daily use in demanding foodservice settings.
- **Spacious Interior for Flexible Merchandising:** The extended interior width accommodates trays, plates, and packaged goods, giving you flexibility in how you organize and present items.
- **Stable Countertop Placement:** Equipped with four sturdy ABS plastic feet to keep the unit stable and secure on flat surfaces.
- **NSF Certified with Warranty Protection:** NSF certified for sanitation standards and backed by a 1-year parts and labor warranty for reliable commercial use.



CLOSE UP IMAGES



Technical Specs

Dimensions & Weight

| | |
|-----------------|----------|
| Length | 8 in. |
| Width | 13 in. |
| Height | 47.1 in. |
| Weight | 39 lbs. |
| Interior Height | 6.9 in. |
| Interior Depth | 46.3 in. |
| Interior Width | 11.7 in. |

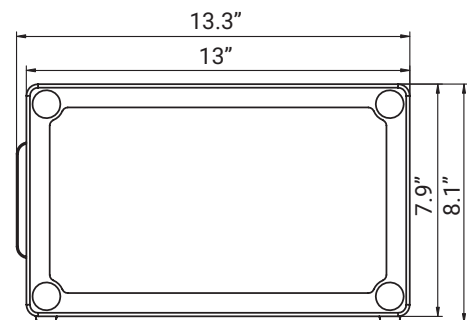
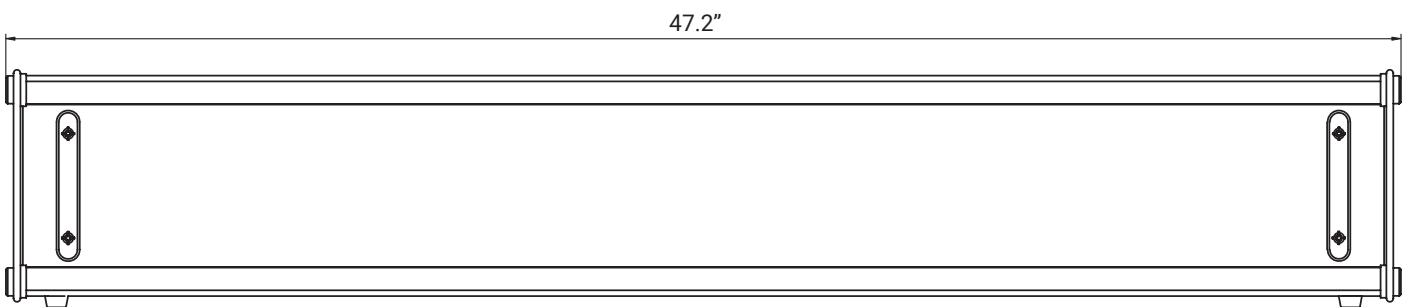
Certifications

| | |
|----------------|------------------------------|
| Certifications | NSF Certified for Sanitation |
|----------------|------------------------------|

Features & Materials

| | |
|-------------------|---------------------------|
| Gross Cubic Feet | 2.4 |
| Net Cubic Feet | 2.4 |
| Color Finish | Black and Glass |
| Exterior Material | Glass and Stainless Steel |
| Assembly Required | No |
| Door Style | Sliding |
| Legs Material | ABS Plastic |
| Number of Legs | 4 |
| Interior Lights | No |

Plan View



718-576-6342
info@koolmore.com

CERTIFICATIONS

