



SPEC SHEET

60 In. Floor Standing Bagel Bakery Display Case with 12 Baskets with Open Back and LED Lighting



Model: KM-FDC-B12

FEATURES

- **Extra-Large 3-Tier Display:** Designed for high-volume merchandising, this unit features three spacious tiers with twelve PVC-coated wire baskets, each holding up to 5.3 lbs., ideal for displaying large quantities of bagels, pastries, and packaged goods.
- **Wide 60" Design for Maximum Product Capacity:** The expanded footprint provides significantly more display space, making it perfect for busy bakeries, cafés, and retail environments with high customer traffic.
- **Open-Back Design for Fast and Easy Access:** The open rear layout allows staff to quickly restock and serve items without doors, improving workflow efficiency in fast-paced settings.
- **Bright Dual Side LED Lighting (2700K):** Warm LED lighting mounted on both sides enhances product visibility and creates an inviting display that highlights baked goods and boosts impulse purchases.
- **All-Around Tempered Glass for Full Visibility:** Durable tempered glass panels on all sides provide a clear, unobstructed view of products while ensuring long-lasting performance in commercial environments.
- **Adjustable Shelving for Flexible Merchandising:** Shelves can be repositioned to accommodate different product sizes, allowing you to customize the display for various baked goods and packaged items.



CLOSE UP IMAGES



Technical Specs

Dimensions & Weight

Length	59.5 in.
Width	22 in.
Height	50.1 in.
Weight	210 lbs.
Interior Height	20.9 in.
Interior Depth	58.9 in.
Interior Width	40.9 in.

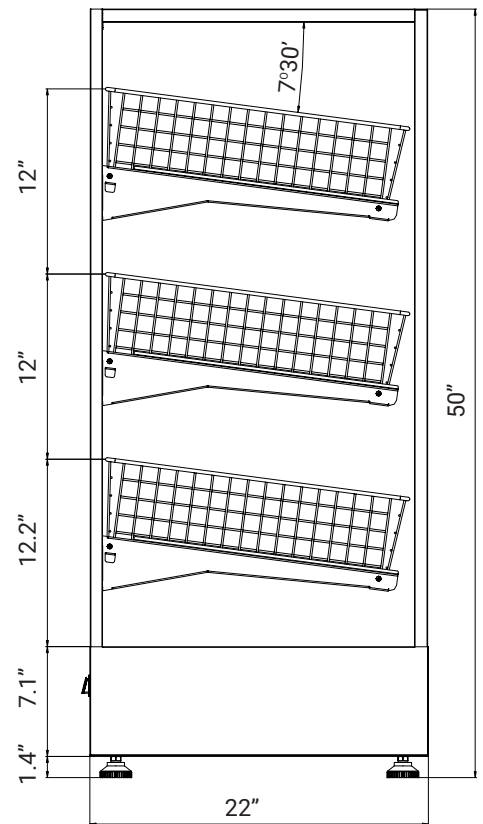
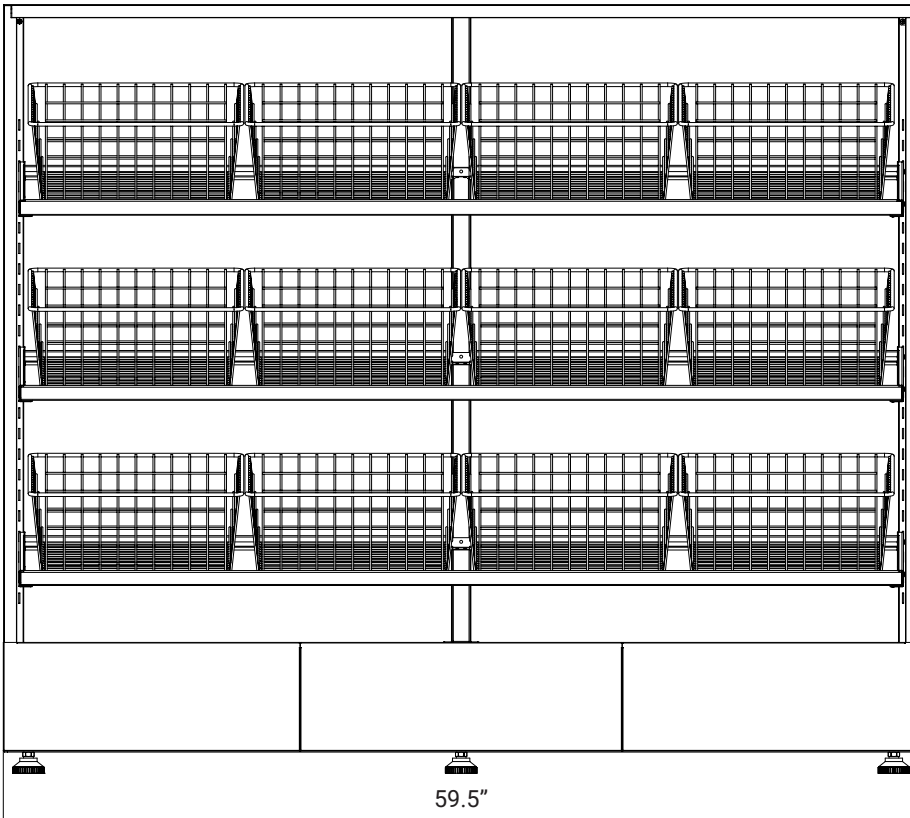
Features & Materials

Gross Cubic Feet	28.2
Net Cubic Feet	9.2
Number of Tiers	3
Number of Baskets	12
Basket Capacity	5.3 lbs.
Basket Material Type	PVC Coated Steel Wire
Glass Type	Tempered
Exterior Material	Glass and Painted Steel
Interior Material	Glass and Painted Steel
Number of Legs	4
Legs Material	Polypropylene
Legs Adjustable	Yes, .79 in.
Interior Lights	LED
Interior Lights Location	Sides
Interior Lights Color	Yellow
Interior Lights Brightness	2700k
Color Finish	Black
Access	Open-Back Design

Electric & Certifications

Voltage	110
Wattage	6
Amps	0.1
Hertz	60
Phase	1
Plug Type	NEMA 5-15P
Power Cord Length	94.49 in.
Certifications	NSF Certified for Sanitation

Plan View



718-576-6342
info@koolmore.com

CERTIFICATIONS

