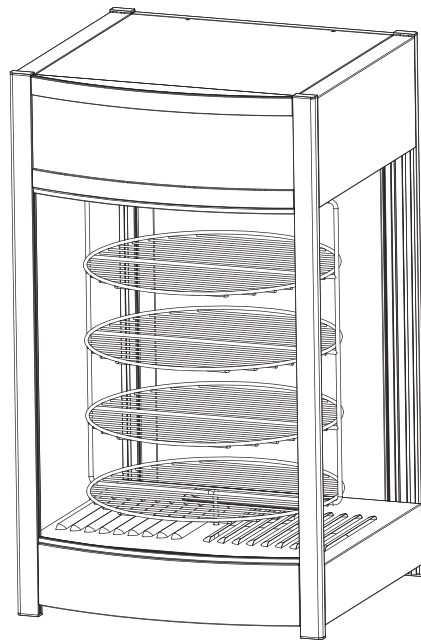




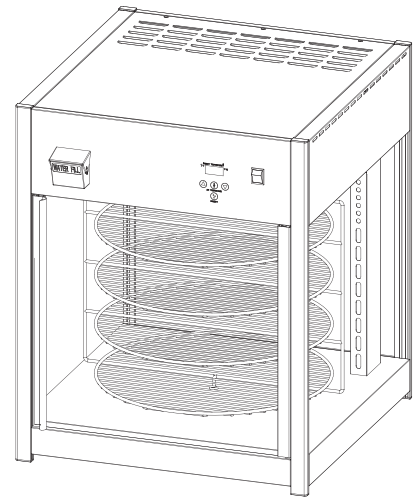
# USER MANUAL

## Pizza Display Warmer

### Commercial Pizza Display Warmer



KM-HPD4-12



KM-HPD4-18

***Before using, please read the operating instructions carefully to ensure proper application and achieve satisfactory results.***

**For any service-related issues, please contact us: Phone Number: 718-576-6342  
Email address: [support@koolmore.com](mailto:support@koolmore.com)**

***Stay informed with the latest information  
for your KoolMore KeepWarm Appliance.***

**If you need any assistance or have questions, our customer  
support team is here to help.**

# SAFETY

*This instruction manual contains information about the installation, operation and maintenance of the device and should be consulted as an important source of information and reference guide.*

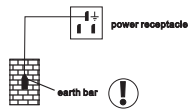
*Awareness of the safety instructions and instructions for use in this manual will ensure the safe and correct use of the device.*

- This appliance can be used by children aged from 8 years and above and persons with reduced physical, sensory or mental capabilities or lack of experience and knowledge if they have been given supervision or instruction concerning use of the appliance in a safe way and understand the hazards involved
- Children shall not play with the appliance
- Cleaning and user maintenance shall not be made by children without supervision
- If the supply cord is damaged, it must be replaced by the manufacturer, its service agent or similarly qualified persons in order to avoid a hazard.
- Don't use any kind of pressure water jet for cleaning the device.
- To prevent hazards and to ensure optimum efficiency, no modifications or alterations to the device that are not explicitly approved by the manufacturer may be undertaken.
- This device may only be operated in technically proper and safe condition.
- The device should be never left unattended during operation. Keep away children.
- Preserve this manual safely. When passing on/selling the device to a third party, the manuals must be handed over along with the device.
- Every person using the device must act in accordance to the manuals and under consideration of the safety advice.
- The device is to be used indoors only.
- Any technical interventions, as well as assembly and maintenance, are to be made by a qualified customer service only.

# PARTS & ELECTRIC



**Exclusive power socket**  
The power receptacle must have a reliable earth connection.



**No share on socket**  
Never let the device share the common socket with other appliance, otherwise the cable becomes hot and fire might be resulted.



**Protect cables**  
Never break or damage the cables otherwise current leakage and fire might be resulted.



**No water flushing**  
Never give the device surface a flush otherwise current leakage might be resulted.



**Prevent from flammables and explosive**  
Never put any flammable or explosive inside the device such as ether, gasoline, alcohol, adhesive and explosive. Never put dangerous product nearby the device.



# OPERATION

## Installation

- Place the device on top of an even and safe surface which supports the weight of the device and is not heat sensitive.
- Not at any time should you place the device on an inflammable surface (such as table cloth, carpet, etc)
- You must not position the device near open fireplaces, electric ovens/arc furnaces/electric heaters or other heat sources.
- Position the device in such a way that the plug is easily accessible.

## Operation

- Before first use, clean the inner sides and the playing grids with a soft cloth and a mild cleaning agent. Afterwards, dry the device thoroughly.
- Remove the water bowl from the device. The water bowl is installed inside the device and then fill the water bowl with water.
- Connect the device to a single grounded power socket.
- Set the temperature as required for respective foods. You may adjust the desired temperature in the range between 30°C-90°C (86°F-194°F).
- The temperature inside of the hot display can be read from the front display.
- Put the foods in appropriate containers before placing them inside the hot display and shut it by using the sliding door.
- Some of the device parts become very hot, always use safety gloves when placing or removing foods.
- The foods are kept warm at the temperature set by you previously.
- In order to place or remove foods, you may open the door at rear side.
- Switch on the inner light when required using the light switch of the device.
- Disconnect the device from the power socket when the device is not in use.

## Cleaning and Maintenance

- Before beginning with repair or cleaning works make sure the device has been disconnected from the power socket and has cooled down.
- Don't use any acid agents and make sure no water ingresses the device.
- To protect yourself from the electric shock, never immerse the device, its cables and the plug in water or other liquids.
- Don't use any kind of pressure water jet for cleaning the device.

## Cleaning

- The device should be cleaned regularly.
- Clean the device from the inside and outside with a soft, damp cloth and a mild cleaning agent.
- Clean the placing grids and the housing with a soft, damp cloth and a mild cleaning agent.
- Clean the water bowl regularly. Calcification at the water bowl may be removed with common agents or liquids.
- Only use a soft cloth and make sure you never use any kind of abrasive agents or pads which could scratch the surface.
- After the cleaning procedure, you should use a soft and dry cloth to wipe dry and polish the surface.
- Make sure the device has been cleaned properly before storing it in a dry place.

## Maintenance

- Check the mains lead from time to time to ensure it is not damaged in any way. Never use the device if the lead is damaged. If the lead is damaged, it must be replaced by a qualified electrician.
- Only a qualified technician should carry out repairs and maintenance of the device. Do not attempt to repair the device by yourself.
- Appliances must be disconnected from their power supply during cleaning or maintenance and when replacing parts.

## Cautions

- Children should be supervised to ensure that they do not play with the appliance.
- If the supply cord is damaged, it must be replaced by the manufacturer, its service agent or similarly qualified persons in order to avoid a hazard.

Parameter	Model KM-HPD4-12	Model KM-HPD4-12
Temperature range(°F)	86-194	86-194
General Rated Input Power(W)	850	850
Rated Current (A)	7.7	7.7
Rated Voltage(V)	110-120	110-120
Rated Frequency(Hz)	60	60
Storage Volume(L)	97	97
Net Weight(lb)	41.9	44.1
Grade of Waterproof	IPX3	IPX3
Overall Dimension(in)	18.1x17.6x30.9	18.1x17.6x30.9

## Note

- The electric circuit diagram and parameters on the product name plate are final ones if they have been changed.
- The design might be improved without notice.
- Meaning of crossed out wheeled dustbin:
- Do not dispose of electrical appliances as unsorted municipal waste, use separate collection facilities. Contact your local government for information regarding the collection systems available. If electrical appliances are disposed of in landfills or dumps, hazardous substances can leak into the groundwater and get into the food chain, damaging your health and well-being. When replacing old appliances with new ones, the retailer is legally obligated to take back your old appliance for disposals at least free of charge.
- Caution hot surface
- Do not put the food direct contact with the shelf.



# WARRANTY

## LIMITED WARRANTY

---

LIMITED WARRANTY KOOLMORE SUPPLY, INC. warrants to the original consumer or purchaser this KOOLMORE product is free from defects in material or workmanship for a period of One (1) year from the date of purchase. If any such defect is discovered within the warranty period, KOOLMORE SUPPLY, INC., at its discretion, will repair or replace the product at no cost or pay for replacement parts and repair labor to correct defects in materials or workmanship that existed when this major appliance was purchased or that are the result of normal usage when this major appliance is installed, operated and maintained according to instructions attached to or furnished with the product, At its sole discretion. Koolmore Supply Inc may determine to replace the product. In the event of product replacement, your appliance will be warranted for the remaining term of the original unit's warranty period.

This limited warranty is good only to the original purchaser of the product and effective only when used in the United States.

This limited warranty is effective from the date of original consumer purchase. Proof of original purchase date is required to obtain service under this limited warranty.

YOU'RE SOLE AND EXCLUSIVE REMEDY UNDER THIS LIMITED WARRANTY SHALL BE PRODUCT REPAIR AS PROVIDED HEREIN.

Service must be provided by a Koolmore designated service company.

For warranty or repair service: Email us at [support@koolmore.com](mailto:support@koolmore.com) include your name, address, phone number, warranty repair request, and a copy of your proof of purchase receipt.

You can also visit us at [koolmore.com](http://koolmore.com) and use the contact us page.

KOOLMORE customer service will contact you and arrange prompt service for your appliance.

Thank you for choosing KOOLMORE.

## THIS LIMITED WARRANTY DOES NOT APPLY TO

---

- 1.Failure of product to perform during power failures and interruptions or inadequate electrical service
- 2.Damage caused by transportation or handling.
- 3.Damage caused to the product by accident, vermin, lightning winds, fire, floods, or acts of God.
- 4.Damage resulting from accident, alteration, misuse, abuse, or improper installation, repair, or maintenance. Improper use includes using an external device that alters or converts the voltage or frequency of electricity
- 5.Any unauthorized product modification, repair by unauthorized repair center, or use of non-approved replacement parts.
- 6.Abnormal cleaning and maintenance as described in the user's manual.
- 7.Use of accessories or components that are not compatible with this product.

The cost of repair or replacement under these excluded circumstances shall be borne by the consumer.



