



SPEC SHEET

KoolMore 58 in. Commercial Milk Cooler for School and Cafeteria, 16 Crate Capacity with Heavy Duty Casters in Stainless Steel and White


Model: KM-MC58-HDC

FEATURES

- Spacious 16-Crate Capacity: Holds up to 16 standard 13 in. x 13 in. x 11 in. milk crates for schools and cafeterias.
- Durable Stainless-Steel Construction: Painted steel exterior, stainless-steel 304 interior for durability and easy cleaning.
- Optimal Temperature Range: Maintains 33°F to 40°F with digital control for precise adjustments.
- Heavy-Duty Casters for Mobility: 4-inch polypropylene casters, two with brakes for stability.
- Automatic Defrost System: Built-in system reduces manual defrosting and maintenance.
- Elevated Crate Storage: Plastic-coated steel wire base elevates crates for airflow and hygiene.
- Built-In Drain for Easy Cleaning: Centrally located .79-inch drain for quick spill removal.
- Freestanding Installation: Requires 2-inch clearance on back and sides for easy placement.
- Dual Door Access for Convenience: Two vertical swing doors with a single lock for easy, secure access.
- ETL Certified & Warranty: Meets ETL standards, 1-year parts and labor warranty.



CLOSE UP IMAGES



TECHNICAL SPECS

Dimensions

Length	58
Width	30.6
Height	39.5
Interior Width	54.9
Interior Depth	27
Interior Height	25.8
Weightlbs	265
Depth Excluding Handles	30.6
Depth Less Door	30.1
Depth With Door Open 90 Degrees	Front Door Open□45.67 / Top Door Open: 55.9
Minimum Side Air Clearance In	2 in.
Minimum Back Air Clearance In	2 in.

Capacity

Gross Cubic Feet	22.1
Net Cubic Feet	20.1

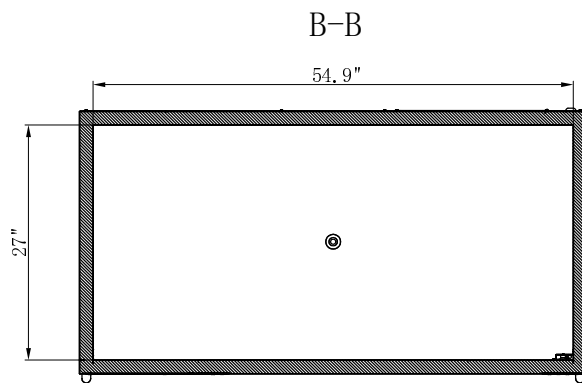
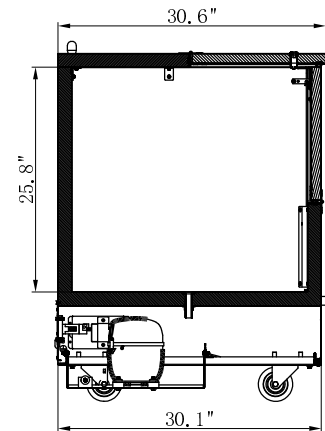
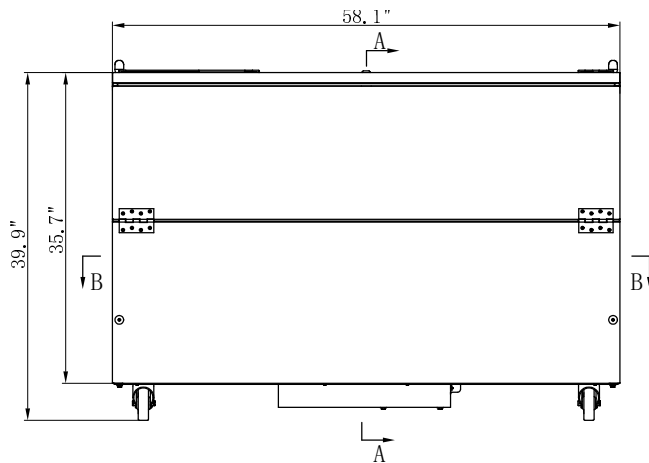
Features & Materials

Installation Type	Freestanding
Defrost Type	Automatic
Refrigerant Type	R-290
Cooling Unit Type	Static
Compressor Brand	embraco
Compressor Location	Bottom
Temperature Range	33-40 F
Ambient Temperature Range	below 80°F
Control Type	Digital
Thermostat Type	Digital
Interior Lights	No
Number Of Doors	2
Door Style	Vertical Swing
Door Material	Stainless-Steel 304 and 430
Hinge Location	Top and Front
Number Of Shelves	2
Shelf Material Type	Coated Steel Wire
Exterior Material	Painted Steel
Interior Material	Stainless-Steel 304
Interior Cabinet Insulation	Cyclopentane
Color Finish	White and Stainless-Steel
Interior Color	Stainless-Steel
Casters	4
Safety Lock	Yes
Drain Included	Yes

Electric & Certifications

Horsepower	0.25
Amps	2.4
Hertz	60
Phase	1
Voltage	110
Wattage	260
Plug Type	NEMA 5-15P
Power Cord Length	97.5
Certifications	ETL Listed Safety and Sanitation

Plan View



CERTIFICATIONS



706 Eastern Parkway STE 1G, Brooklyn NY 11213
718-576-6342
info@koolmore.com