




# SPEC SHEET

## 30 In. Commercial One Door Convertible Reach-in Refrigerator/Freezer with 25 Cu. Ft. Capacity in White

Model: KM-RIC-1DWH

### FEATURES

- **Spacious Storage:** Features a generous 25 cu.ft. capacity with four adjustable shelves (50 lbs. capacity each), designed for maximum flexibility and organization.
- **Convertible Design:** Easily switch between refrigerator (34-38°F) and freezer (-11-7°F) modes, with a conversion time of 5 hours.
- **Efficient Auto Defrost:** Features an automatic defrost function that reduces the need for manual defrosting, ensuring minimal disruption.
- **Sleek White Finish:** This commercial convertible Refrigerator/Freezer comes in a sleek white finish, offering a clean and modern look that seamlessly fits into any commercial kitchen or retail space.
- **Durable Stainless Steel Construction:** Built from high-quality stainless steel, this refrigerator/freezer is designed to withstand the rigorous demands of commercial environments.
- **External Digital Temperature Controls:** Easily monitor and adjust the temperature with the easy-to-read external digital display.
- **Secure Key Lock:** Prevents unauthorized access and protects valuable inventory with a reliable key lock mechanism.
- **Portability:** Equipped with four casters, including two locking casters, for easy mobility and stability.



### CLOSE UP IMAGES



# Technical Specs

## Dimensions & Weight

Length	31.08 in.
Width	28.08 in.
Height	79.02 in.
Weight	320 lbs.
Interior Depth	23.12 in.
Interior Width	26.08 in.
Interior Height	66.04 in.
Depth Including Handles	28.08 in.
Depth Excluding Handles	28.08 in.
Depth Less Door	26.02 in.
Depth With Door Open 90 Degrees	57.92 in.
Minimum Back Air Clearance In.	2 in.
Minimum Side Air Clearance In.	2 in.

## Electric & Certifications

Voltage	115
Wattage	480
Hertz	60
Amps	7
Phase	1
Plug Type	NEAMA 5-15P
Power Cord Length	110 in.
Energy Consumption	1547.06 kwh/year
Energy Star	No
Certifications	ETL Listed for Safety and Sanitation

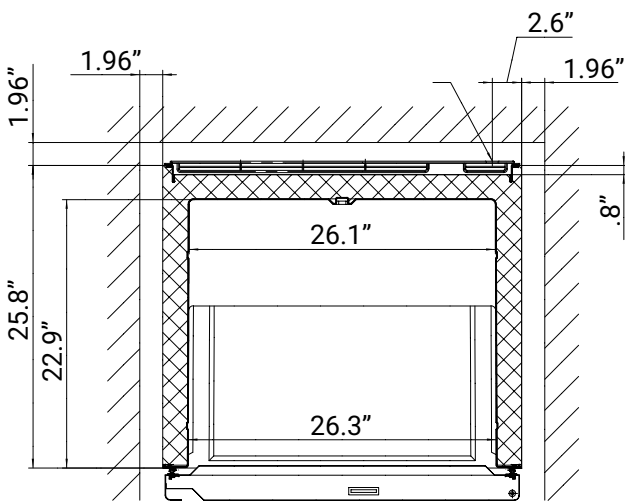
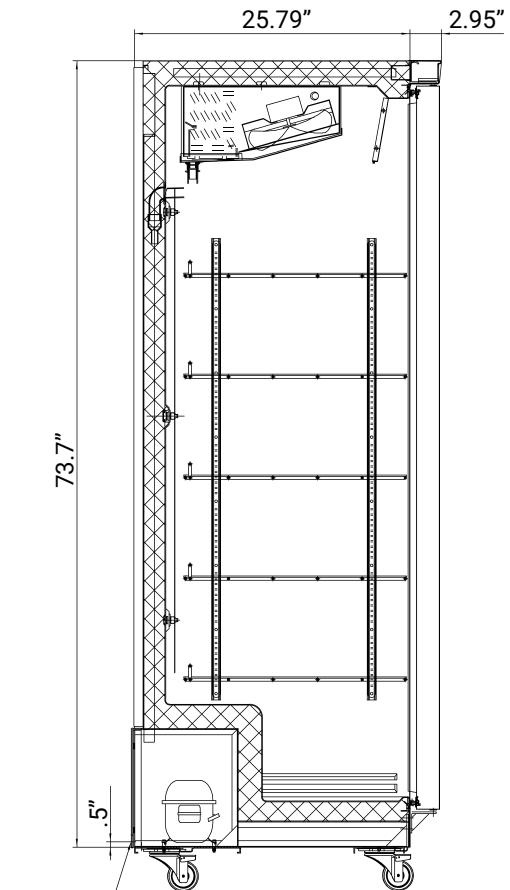
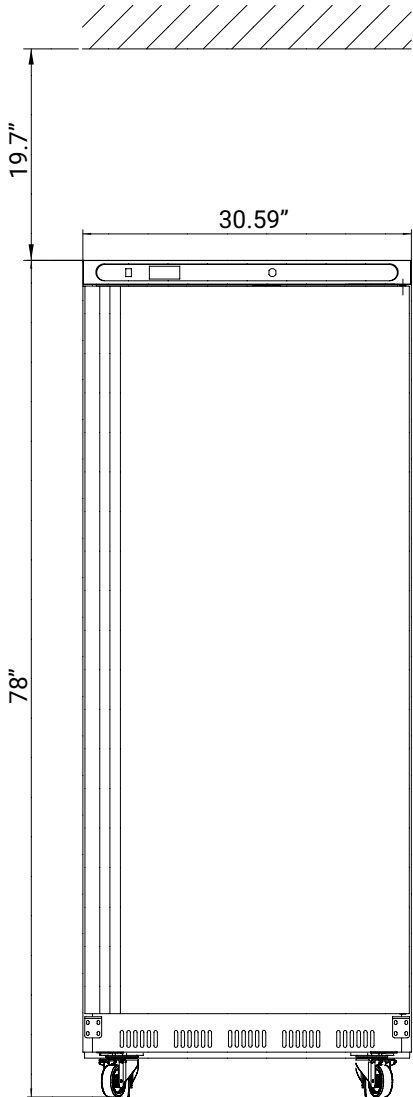
## Capacity

Gross Cubic Feet	25
Net Cubic Feet	18.02
Number of Shelves	4
Individual Shelf Capacity	50 lbs.

## Features & Materials

Temperature Range	34-38 °F/ -7- -4 °F
Ambient Temperature Range	100°F
Defrost Type	Automatic
Cooling Unit Type	Automatic
Refrigerant Type	R-290
Horsepower	0.5
Number of Doors	1
Door Material	Metal
Door Style	Swing
Reversible Doors	Yes
Self Closing Doors	Yes
Self Material Type	Plastic Coated Steel
Adjustable Shelves	Yes
Temperature Control Type	Digital
Interior Material	High Impact Polystyrene
Exterior Material	Painted Steel
Color	White Painted
Color Finish	White
Interior Color	White
Convertible	Yes
Conversion Time Freezer to Refrigerator	98 min.
Conversion Time Refrigerator to Freezer	30 min.
Handle Type	Recessed
Door Handle Color	White
Interior Lights	No
Door Ajar Alarm	No
Caster	4
Indoor/Outdoor	Indoor
Sabbath Mode	No
Safety Lock	Yes
Compressor Location	Bottom

# Plan View



718-576-6342  
 info@koolmore.com