



SPEC SHEET

54 In. Commercial Two Glass Door Convertible Reach-in Refrigerator/Freezer with 48 Cu. Ft. Capacity in Stainless-Steel, ETL Listed



Model: KM-RIC-2DGD

FEATURES

- **Spacious Storage:** Features a generous 48 cu.ft. capacity with four adjustable shelves (50 lbs. capacity each), designed for maximum flexibility and organization.
- **Convertible Design:** Easily switch between refrigerator (34-38°F) and freezer (-11-7°F) modes, with a conversion time of 5 hours.
- **Efficient Auto Defrost:** Features an automatic defrost function that reduces the need for manual defrosting, ensuring minimal disruption.
- **Bright Lighting:** A bright LED light ensures your items are well-lit and visible, making them easy to locate.
- **Durable Stainless Steel Construction:** Built from high-quality stainless steel, this refrigerator/freezer is designed to withstand the rigorous demands of commercial environments.
- **Anti-Condensation Strips:** Ensures a clear view by preventing fogging and moisture buildup.
- **External Digital Temperature Controls:** Easily monitor and adjust the temperature with the easy-to-read external digital display.
- **Secure Key Lock:** Prevents unauthorized access and protects valuable inventory with a reliable key lock mechanism.
- **Portability:** Equipped with four casters, including two locking casters, for easy mobility and stability.



CLOSE UP IMAGES



Technical Specs

Dimensions & Weight

Length	54.08 in.
Width	34.28 in.
Height	83.06 in.
Weight	518 lbs.
Interior Depth	28 in.
Interior Width	50.16 in.
Interior Height	60.64 in.
Depth Including Handles	34.28 in.
Depth Excluding Handles	32.04 in.
Depth Less Door	30.04 in.
Depth With Door Open 90 Degrees	58.06 in.
Minimum Back Air Clearance In.	2 in.
Minimum Side Air Clearance In.	2 in.

Electric & Certifications

Voltage	115
Wattage	1050
Hertz	60
Amps	9
Phase	1
Plug Type	NEAMA 5-15P
Power Cord Length	110 in.
Energy Consumption	3825.02 kwh/year
Energy Star	No
Certifications	ETL Listed for Safety and Sanitation

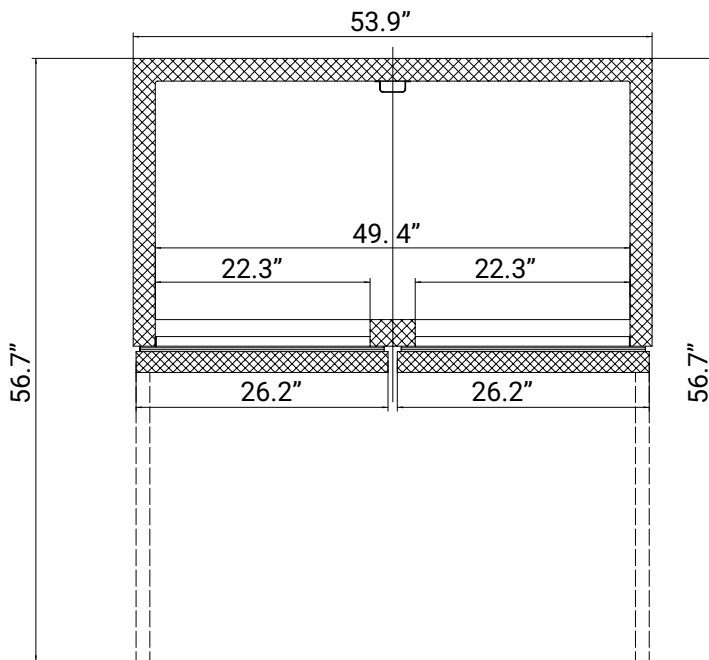
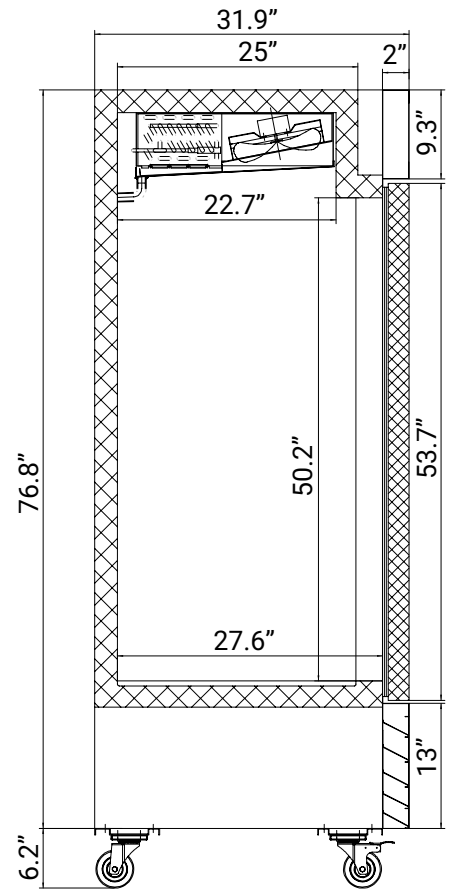
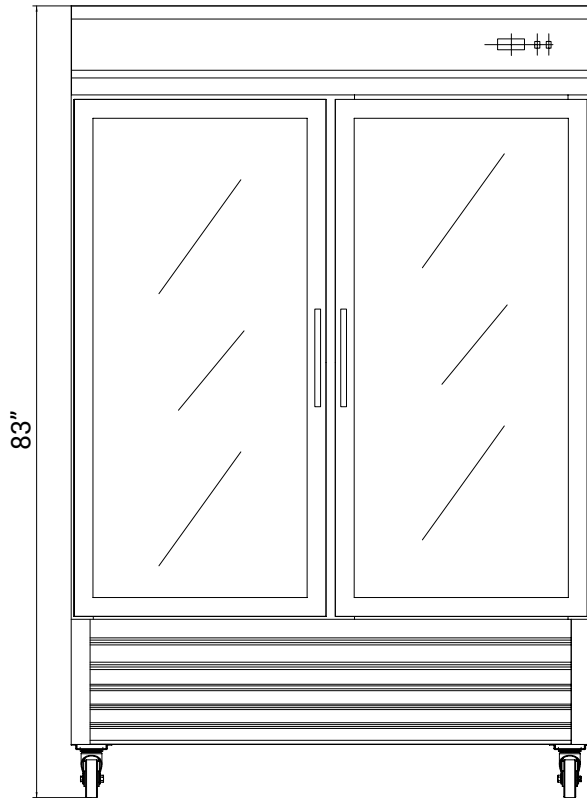
Capacity

Gross Cubic Feet	48
Net Cubic Feet	43.09
Number of Shelves	8
Individual Shelf Capacity	50 lbs.

Features & Materials

Temperature Range	34-38 °F/ -7- -4 °F
Ambient Temperature Range	100°F
Defrost Type	Automatic
Cooling Unit Type	Automatic
Refrigerant Type	R-290
Horsepower	1
Number of Doors	2
Door Material	Glass
Door Style	Swing
Anti-Condensation Strips	Yes
Reversible Doors	No
Self Closing Doors	Yes
Self Material Type	Plastic Coated Steel
Adjustable Shelves	Yes
Temperature Control Type	Digital
Interior Material	Painted Aluminum
Exterior Material	Stainless-Steel
Color	Stainless-Steel
Color Finish	Stainless-Steel
Interior Color	White
Convertible	Yes
Conversion Time Freezer to Refrigerator	98 min.
Conversion Time Refrigerator to Freezer	30 min.
Handle Type	Standard
Door Handle Color	Stainless Steel
Interior Lights	Yes
Lights Type	LED
Interior Lights Location	On Door
Door Ajar Alarm	No
Caster	4
Indoor/Outdoor	Indoor
Sabbath Mode	No
Safety Lock	Yes
Compressor Location	Bottom

Plan View



718-576-6342
info@koolmore.com

