



# SPEC SHEET

## KoolMore 42 in. 18-Gauge 2-Compartment Commercial Sink with Backsplash, Bowl Dimensions 18"x18"x14" in Stainless-Steel

Model:KM-SB181814-N3

### FEATURES

- **High-Quality Material:** Made from 304 type 18 gauge stainless steel for durability, rust resistance, and easy maintenance.
- **Dual Bowl Design:** Two 18x24x14 bowls for multitasking, enhancing productivity by allowing simultaneous prepping, rinsing, washing, or thawing.
- **NSF Certified:** Ensures compliance with sanitation and food safety standards.
- **Hygienic & Easy to Clean:** Seamless stainless steel construction prevents bacterial growth and simplifies cleaning.
- **Corrosion Resistance:** Maintains a pristine look with a corrosion-resistant finish.
- **Eco-Friendly:** Utilizes environmentally friendly materials and manufacturing processes.
- **Space-Saving:** Option for wall-mounted installation to optimize kitchen space.
- **Ergonomic Design:** Promotes comfort and efficiency in use.
- **Large Capacity:** Suitable for a variety of kitchen tasks, accommodating high-volume use in a commercial setting.



### CLOSE UP IMAGES



# TECHNICAL SPECS

## Dimensions

Length	42
Width	23.75
Height	43.25
Weight (lbs)	51
DxWxH of Bowl 1	18"x18"x14"
DxWxH of Bowl 2	18"x18"x14"
Space Between Basins	1.2"
Height From Floor to Bottom of Basin	19.44
Height From Floor to Top of Basin	33.46
Legs Height	18.11
Left Drainboard Length	N/A
Right Drainboard Length	N/A
Backsplash Size	9.72

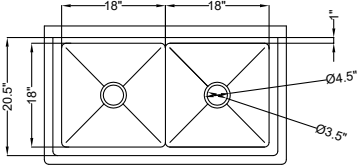
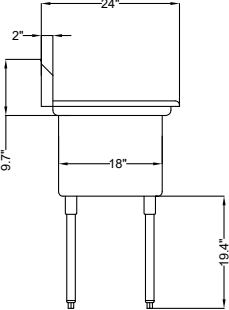
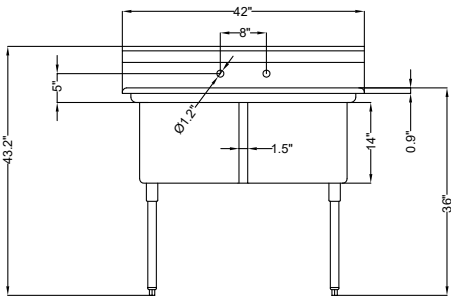
## Features & Materials

Exterior Material	stainless steel
Color Finish	silver gray
Drain Included	Yes
Number of Basins	2
Angle of Downward Incline in Basin	2 degrees
Angle of Downward Incline of Dashboard	6 degrees
Legs Adjustable	Yes

## Certifications

Certifications	NSF
----------------	-----

# Plan View



706 Eastern Parkway STE 1G, Brooklyn NY 11213  
718-576-6342  
info@koolmore.com