



SPEC SHEET

KoolMore 60 in. Three Compartment Commercial Sink Bowl Size 18x18x14 Stainless-Steel 18 Gauge

Model: KM-SC181814-N3

FEATURES

- Large Three-Basin Design
- Raised Drainboard Edge
- Commercial Restaurant Sink
- Rust and corrosion resistant
- Heavy-Duty 18-Gauge Stainless-Steel



CLOSE UP IMAGES



TECHNICAL SPECS

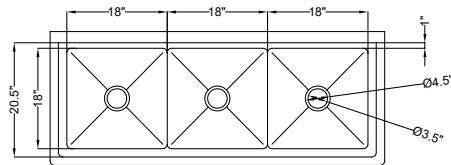
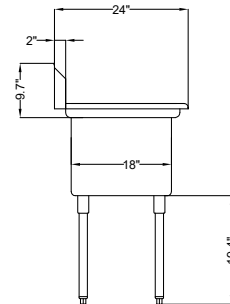
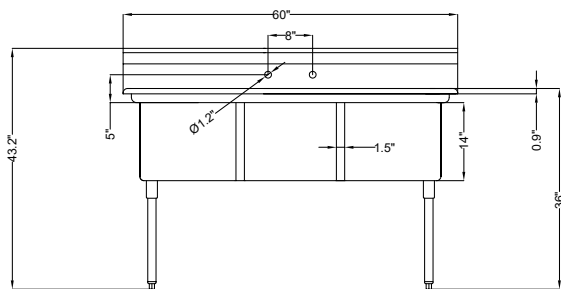
Dimensions

Length	60
Width	24
Height	43.2
Weight Lbs	70.5
DxWxH of bowl1	18x18x14
DxHxH of bowl2	18x18x14
DxHxH of bowl3	18x18x14
Space Between Basins	1.2
Height From Floor To Bottom Of Basin	19.44
Height From Floor To Top Of Basin	33.5
Legs Height	19.4
L Drainboard Length	NA
R Drainboard Length	NA
Backsplash Size	9.7

Features & Materials

Exterior Material	304 Stainless-Steel
Color Finish	Stainless-Steel
Drain Included	Yes
Number Of Basins	3
Angle Of Downward Incline In Basin	2 Degrees
Angle Of Downward Incline Of Dashboard	6 Degrees
Legs Adjustable	1 in.
Feet Material	Plastic bullet feet
Gauge Of Stainless Steel	18
Certifications	NSF Certified for Sanitation

Plan View



CERTIFICATIONS



706 Eastern Parkway STE 1G, Brooklyn NY 11213
718-576-6342
info@koolmore.com