



SPEC SHEET

24 in. One-Door Commercial Display Merchandiser Refrigerator, 12 Cu. Ft.

Model: MDR-1GD-12C

FEATURES

- **Glass Display:** Large clear glass door showcases products for easy customer viewing and faster purchasing decisions.
- **Spacious Storage:** 12 Cu. Ft. with four adjustable, corrosion-resistant shelves (49 lbs. capacity each) for versatile organization.
- **Tempered Glass:** Double-Sided, Double-Layer tempered glass reduces condensation to keep products visible at all times.
- **Adjustable Legs:** Features four adjustable legs for stable, secure placement on uneven or level surfaces.
- **Bright LED Lighting:** 4.7W middle beam LED enhances product visibility with energy-efficient illumination.
- **Low-Maintenance Operation:** Automatic defrost and self-evaporation water tray reduce upkeep.
- **Precise Temperature Control:** An interior mechanical thermostat maintains 32°F to 50°F for optimal storage of beverages, dairy, and perishables.
- **Secure Storage:** Built-in safety lock protects inventory when not in use.
- **Certified & Warranted:** ETL certified with a 1-year parts and labor warranty for reliable performance and support.



CLOSE UP IMAGES



Technical Specs

Dimensions & Weight

Length	24.25 in.
Width	23.75 in.
Height	72.75 in.
Weight	148 lbs.
Interior Depth	18.9 in.
Interior Width	21.1 in.
Interior Height	52.7 in.
Shelf Depth	16.5 in.
Shelf Width	20.9 in.
Depth Excluding Handles	23.6 in.
Depth Including Handles	23.7 in.
Depth Less Door	18.9 in.
Depth With Door Open 90 Degrees	43.9 in.
Height To Top Of Door Hinge	65.5 in.
Minimum Back Air Clearance	4 in.
Minimum Side Air Clearance	4 in.

Electric & Certifications

Voltage	115
Wattage	280
Hertz	60
Amps	2.7
Phase	1
Plug Type	NEMA 5-15P
Power Cord Length	70.8 in.
Energy Consumption	759 KWH/year
Electrical Installation Type	Plug-in
Certifications	ETL Listed for Safety and Sanitation

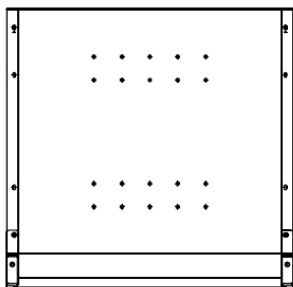
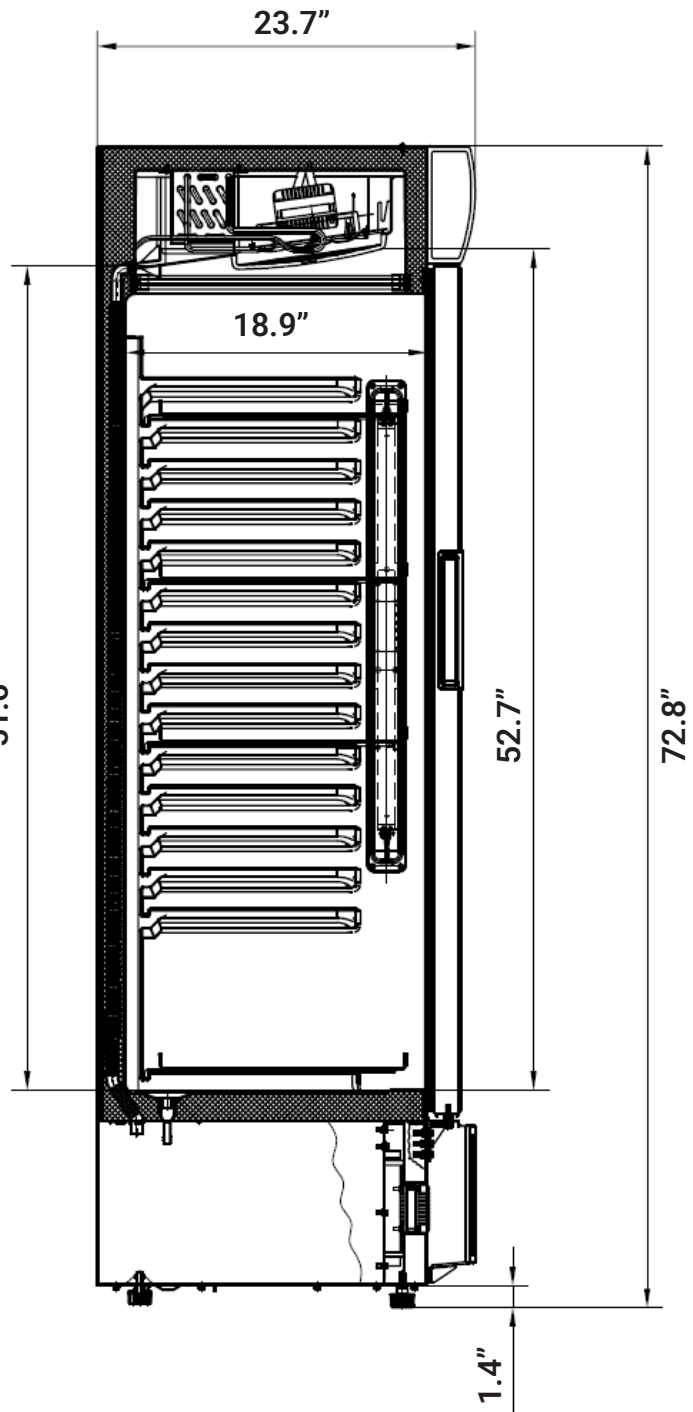
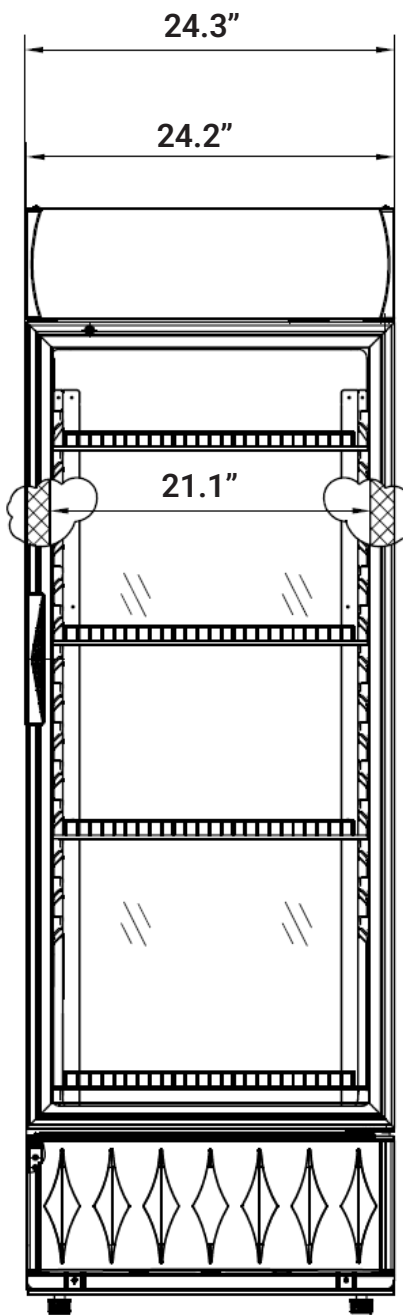
Capacity

Gross Cubic Feet	12.8
Net Cubic Feet	12
Number of Shelves	4
Individual Shelf Capacity	49.1 lbs.

Features & Materials

Temperature Range	32-50 F
Ambient Temperature Range	100.4 F
Cooling Unit Type	Automatic
Defrost Type	Automatic
Refrigerant Type	R-600a
Installation Type	Freestanding
Horsepower	0.37
Number Of Doors	1
Door Style	Swing
Interior Lights	LED
Interior Lights Color	White
Temperature Control Type	Mechanical
Color	Black
Color Finish	Black
Interior Color	White
Door Handle Color	Black
Door Material	Double Paned Tempered Glass
Door Handle	Standard
Refrigerator Can Capacity	336
Reversible Doors	No
Self Closing Door	No
Indoor / Outdoor	Indoor
Glass Type	Tempered
Noise	55 db
Shelves Adjustable	Yes
Shelf Material Type	Coated Steel
Interior Material	ABS Plastic
Exterior Material	Powder Coated Steel
Legs Adjustable	Yes
Casters	0
Safety Lock	Yes
Compressor Location	Bottom

Plan View



1.4"

CERTIFICATIONS



718-576-6342
info@koolmore.com