



SPEC SHEET

29 in. One Door Commercial Reach-in Refrigerator, 15.5 Cu. Ft. in Stainless-Steel


Model: RIR-1D-SS-19C

FEATURES

- **Spacious Storage:** 15.5 Cu. Ft. with three adjustable, epoxy-coated steel shelves (88 lbs. capacity each) for versatile organization.
- **Efficient Auto Defrost:** Features an automatic defrost function that reduces the need for manual defrosting, ensuring minimal disruption.
- **External Digital Temperature Controls:** Easily monitor and adjust the temperature (33-40 F) with the external digital display.
- **Bright Lighting:** A bright halogen light ensures your items are well-lit and visible, making it easy to locate.
- **Secure Key Lock:** Prevents unauthorized access and protects valuable inventory with a reliable key lock mechanism.
- **Portability:** Equipped with four casters, including two locking casters, for easy mobility and stability.
- **Self-closing:** Self-closing door (with a stay-open feature) maintains internal temperature and freshness.
- **Bottom-Mounted Compressor:** The bottom-mounted compressor and raised bottom shelf allow for easy loading, unloading, and maintenance.
- **Certified & Warranted:** ETL certified with a 1-year parts and labor warranty for reliable performance and support.



CLOSE UP IMAGES



Technical Specs

Dimensions & Weight

Length	29 in.
Width	25.37 in.
Height	82 in.
Weight	282 lbs.
Interior Depth	20.4 in.
Interior Width	24.4 in.
Interior Height	51.6 in.
Depth Excluding Handles	25.5 in.
Depth Including Handles	25.5 in.
Depth Less Door	22.8 in.
Depth With Door Open 90 Degrees	52.3 in.
Shelf Depth	19.3 in.
Shelf Width	23.4 in.
Minimum Back Air Clearance (in.)	Not Required
Minimum Side Air Clearance (in.)	1.2 in.

Electric & Certifications

Voltage	115
Wattage	300
Hertz	60
Amps	3.1
Phase	1
Plug Type	NEMA 5-15P
Power Cord Length	98.5 in.
Energy Consumption	548 KWH/year
Certifications	ETL Listed for Safety and Sanitation

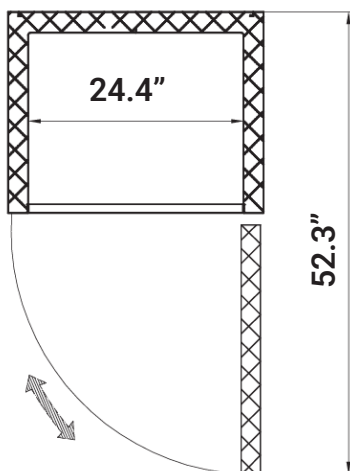
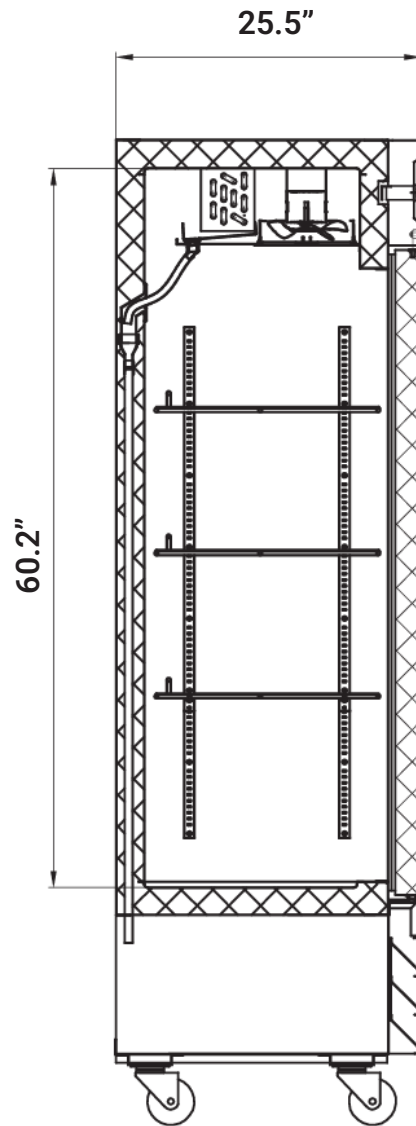
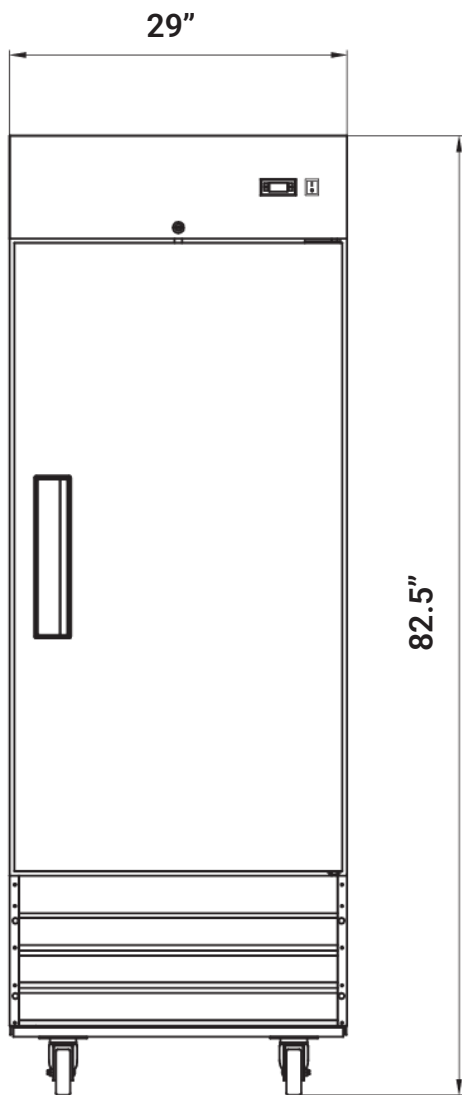
Capacity

Gross Cubic Feet	17.31
Net Cubic Feet	15.62
Number of Shelves	3
Individual Shelf Capacity	88 lbs.

Features & Materials

Temperature Range	33-40 F
Ambient Temperature Range	100 F
Defrost Type	Automatic
Cooling Unit Type	Automatic
Refrigerant Type	R-290
Horsepower	0.33
Number of Doors	1
Reversible Doors	Yes
Door Handle	Recessed
Door Material	Stainless-Steel
Door Handle Color	Black
Self-Closing Door	Yes
Shelves Adjustable	Yes
Shelf Material Type	Epoxy Coated
Door Style	Swing
Interior Color	Stainless-Steel
Interior Lights	Halogen
Control Type	Digital
Casters	4
Safety Lock	Yes
Legs Adjustable	No
Interior Material	Stainless-Steel 201
Exterior Material	Stainless-Steel 304
Color	Silver
Color Finish	Stainless-Steel
Compressor Location	Bottom

Plan View



718-576-6342
info@koolmore.com