



SPEC SHEET

KoolMore 30 in. One Compartment Stainless Steel Commercial Sink with 2 Drainboards, Bowl Size 10" x 14" x 10"

Model: SA101410-10B3

FEATURES

- Adjustable 1 1/2 bullet feet for the best possible stability
- Two 10-inch drainboards
- Rolled edges to prevent overflow
- Rounded corners for easy cleaning
- Protective backsplash to prevent splashes
- Slanted drainboard surface to drain access water
- Stainless steel leg sockets
- Corrosion-resistant galvanized steel legs
- Stainless steel drain basket included
- 90-Day Warranty



CLOSE UP IMAGES



TECHNICAL SPECS

Dimensions

| | |
|--------------------------------------|----------|
| Length | 30 |
| Width | 20 |
| Height | 43.2 |
| Weight (lbs) | 26.9 |
| DxWxH of Bowl 1 | 10x14x10 |
| Height From Floor to Bottom of Basin | 23.5 |
| Height From Floor to Top of Basin | 33.5 |
| Legs Height | 22.16 |
| Left Drainboard Length | 10 |
| Right Drainboard Length | 10 |
| Backsplash Size | 9.7 |

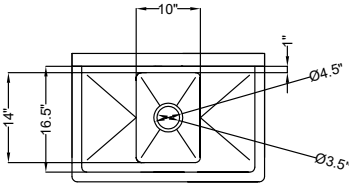
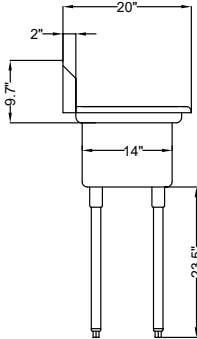
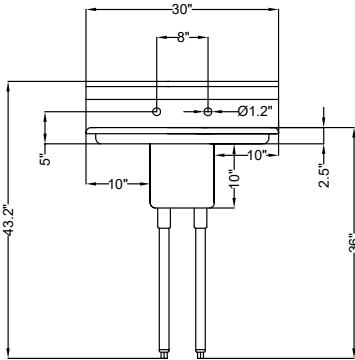
Features & Materials

| | |
|--|---------------------|
| Exterior Material | Stainless-Steel 304 |
| Color Finish | Stainless-Steel |
| Drain Included | Yes |
| Number of Basins | 1 |
| Angle of Downward Incline in Basin | 2 Degrees |
| Angle of Downward Incline of Dashboard | 6 Degrees |
| Legs Adjustable | Yes |
| Gauge of Stainless Steel | 18 |

Certifications

| | |
|----------------|-----|
| Certifications | NSF |
|----------------|-----|

Plan View



CERTIFICATIONS



706 Eastern Parkway STE 1G, Brooklyn NY 11213
718-576-6342
info@koolmore.com