




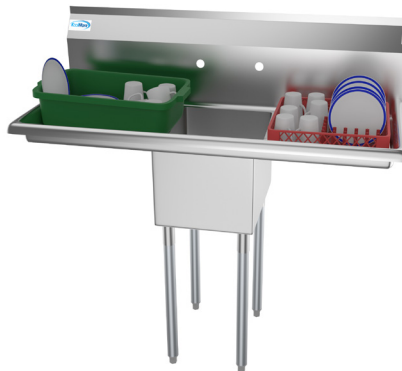
# SPEC SHEET

## KoolMore 44 in. One Compartment Stainless Steel Commercial Sink with 2 Drainboards, Bowl Size 12"x 16"x 10"


Model: SA121610-16B3

### FEATURES

- Adjustable 1.5 in. bullet feet for the best possible stability
- Two 16-inch drainboards
- Rolled edges to prevent overflow
- Rounded corners for easy cleaning
- Protective backsplash to prevent splashes
- Slanted drainboard surface to drain excess water
- Corrosion-resistant galvanized steel legs
- Stainless steel drain basket included
- NSF certified
- 90-Day Warranty



### CLOSE UP IMAGES



# TECHNICAL SPECS

## Dimensions

Length	44.1
Width	22
Height	43.2
Weight (lbs)	34.2
DxWxH of Bowl 1	12x16x10
Height From Floor to Bottom of Basin	23.5
Height From Floor to Top of Basin	33.5
Legs Height	22.16
Left Drainboard Length	16
Right Drainboard Length	16
Backsplash Size	9.7

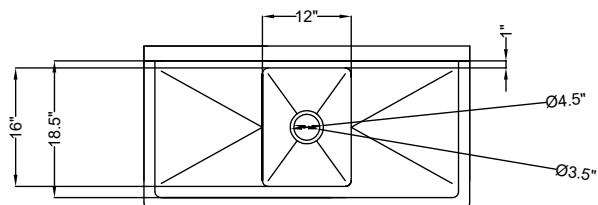
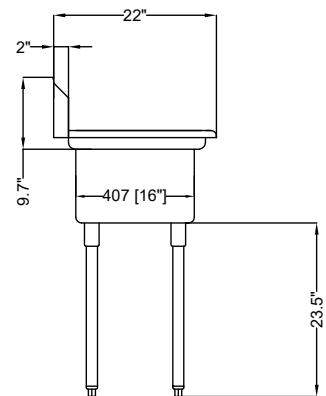
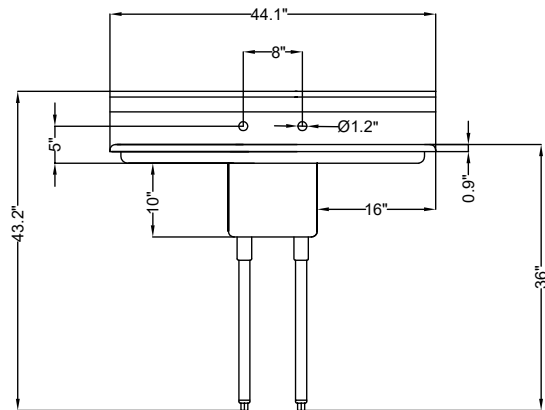
## Features & Materials

Exterior Material	Stainless-Steel 304
Color Finish	Stainless-Steel
Drain Included	Yes
Number of Basins	1
Angle of Downward Incline in Basin	2 Degrees
Angle of Downward Incline of Dashboard	6 Degrees
Legs Adjustable	Yes
Gauge of Stainless Steel	18

## Certifications

Certifications	NSF
----------------	-----

# Plan View



## CERTIFICATIONS



706 Eastern Parkway STE 1G, Brooklyn NY 11213  
718-576-6342  
info@koolmore.com