



# SPEC SHEET

## KoolMore 33 in. One Compartment Stainless Steel Commercial Sink with Drainboard, Bowl Size 15" x 15" x 12"


---

Model: SA151512-15L3

### FEATURES

---

- Adjustable 1 1/2 bullet feet for the best possible stability
- Left side 15-inch drainboards
- Rolled edges to prevent overflow
- Protective backsplash to prevent splashes
- Slanted drainboard surface to drain excess water
- Stainless steel leg sockets
- Corrosion-resistant galvanized steel legs
- Stainless steel drain basket included
- NSF certified
- 90-Day Warranty



### CLOSE UP IMAGES

---



# TECHNICAL SPECS

## Dimensions

Length	33
Width	21
Height	43.2
Weight (lbs)	30.8
DxWxH of Bowl 1	15x15x12
Height From Floor to Bottom of Basin	23.5
Height From Floor to Top of Basin	33.5
Legs Height	20.16
Right Drainboard Length	15
Backsplash Size	9.7

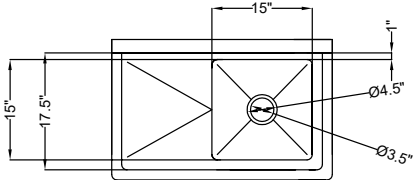
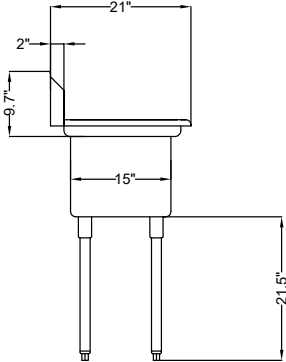
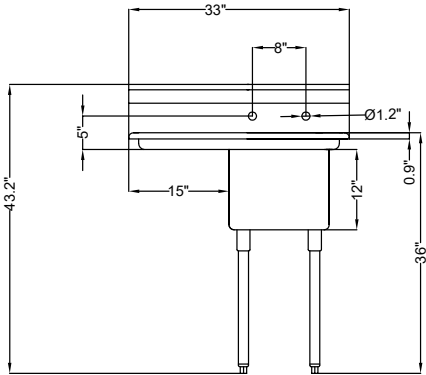
## Features & Materials

Exterior Material	Stainless-Steel 304
Color Finish	Stainless-Steel
Drain Included	Yes
Number of Basins	1
Angle of Downward Incline in Basin	2 Degrees
Angle of Downward Incline of Dashboard	6 Degrees
Legs Adjustable	Yes
Gauge of Stainless Steel	18

## Certifications

Certifications	NSF
----------------	-----

# Plan View



## CERTIFICATIONS



706 Eastern Parkway STE 1G, Brooklyn NY 11213  
718-576-6342  
info@koolmore.com