



# SPEC SHEET

## KoolMore 36 in. Commercial Glass Froster in Stainless Steel, ETL Listed, 9 cu. ft.

SKU: KM-GF36-SS

### FEATURES

- Sleek Stainless-Steel Finish
- Five (5) Adjustable Shelves
- Five (5) Rolling Casters for Mobility
- Spacious Capacity: 9 cu. ft.
- Top Sliding Door for Quick Access
- Temperature Range: 0-7°F
- ETL Listed for Quality Assurance



### CLOSE UP IMAGES



# TECHNICAL SPECS

## Dimensions

Depth	36
Width	26.7
Height	34.2
Interior Depth	23
Interior Width	32
Interior Height	26
Shelf Width	15.4
Shelf Depth	20.7
Depth Including Handles	26.7
Depth Excluding Handles	26.7
Depth Less Door	26.7
Depth With Door Open 90 Degrees	26.7
Power Cord Length	26.7

## Capacity

Weight	158
Gross Cubic Feet	9.2
Net Capacity Cu. Ft.	9.2
Individual Shelf Capacity	88 lbs.

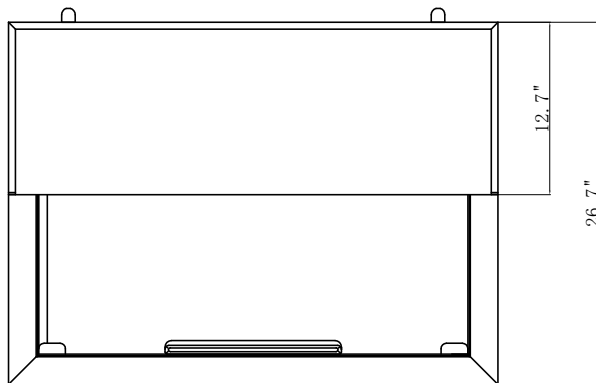
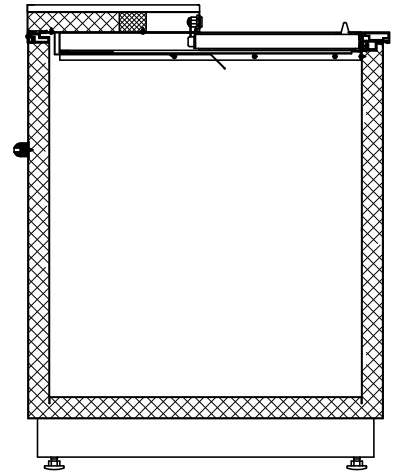
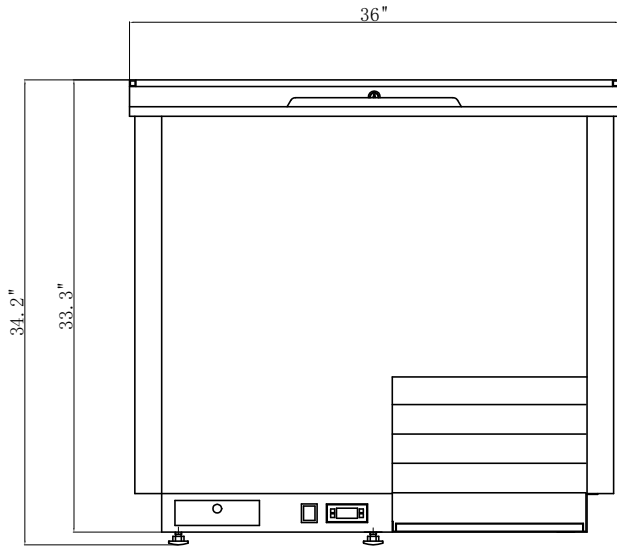
## Features & Material

Door Style	SLIDING
Number Of Doors	1
Number Of Shelves	5
Defrost Type	Automatic
Refrigerant Type	R290
Temperature Control Type	Digital
Ambient Temperature Range	90 F
Temperature Range	0-7 F
Casters	5
Light Type	NA
Shelf Material Type	Plastic Coated
Interior Material	aluminum
Exterior Material	painted steel

## Electric Data & Certifications

Amps	3.3
Phase	1
Plug Type	NEMA 5-15P
Voltage	115
Hertz	60
Wattage	280
Horsepower	0.5
Certifications	ETL Listed for Safety and Sanitation

# Plan View



## CERTIFICATIONS



706 Eastern Parkway STE 1G, Brooklyn NY 11213  
718-576-6342  
info@koolmore.com